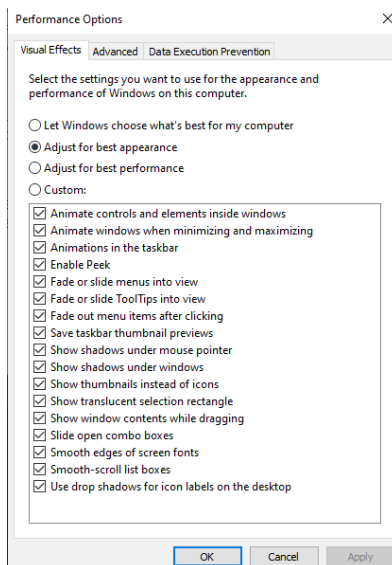


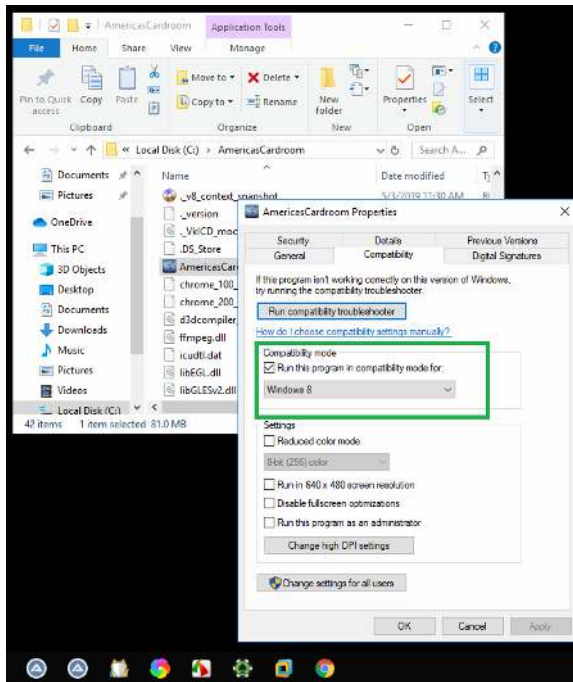
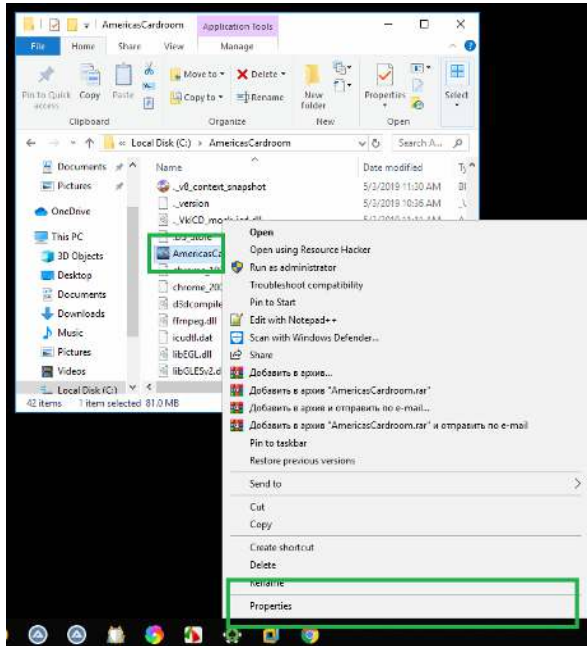
WPN Settings

<input checked="" type="checkbox"/>	NAME	MODIFIED
<input type="checkbox"/>	For browser poker <small>Folders: 0, Files: 2</small>	2020-01-11 21:49:20
<input type="checkbox"/>	If_the_exe_file_does_not_open..PDF <small>Downloads: 853, Size: 114 KB</small>	2018-07-15 17:12:10
<input type="checkbox"/>	InHuman_setup.exe <small>Downloads: 56, Size: 216 MB</small>	2020-05-20 0:48:53 Robot version
<input type="checkbox"/>	It_s_important_not_to_get_banned..PDF <small>Downloads: 500, Size: 93 KB</small>	2019-07-17 12:14:12
<input type="checkbox"/>	RenameTool.zip <small>Downloads: 142, Size: 671 KB</small>	2020-03-08 17:51:28
<input type="checkbox"/>	scraper.zip <small>Downloads: 31, Size: 35 MB</small>	2020-05-14 10:42:07

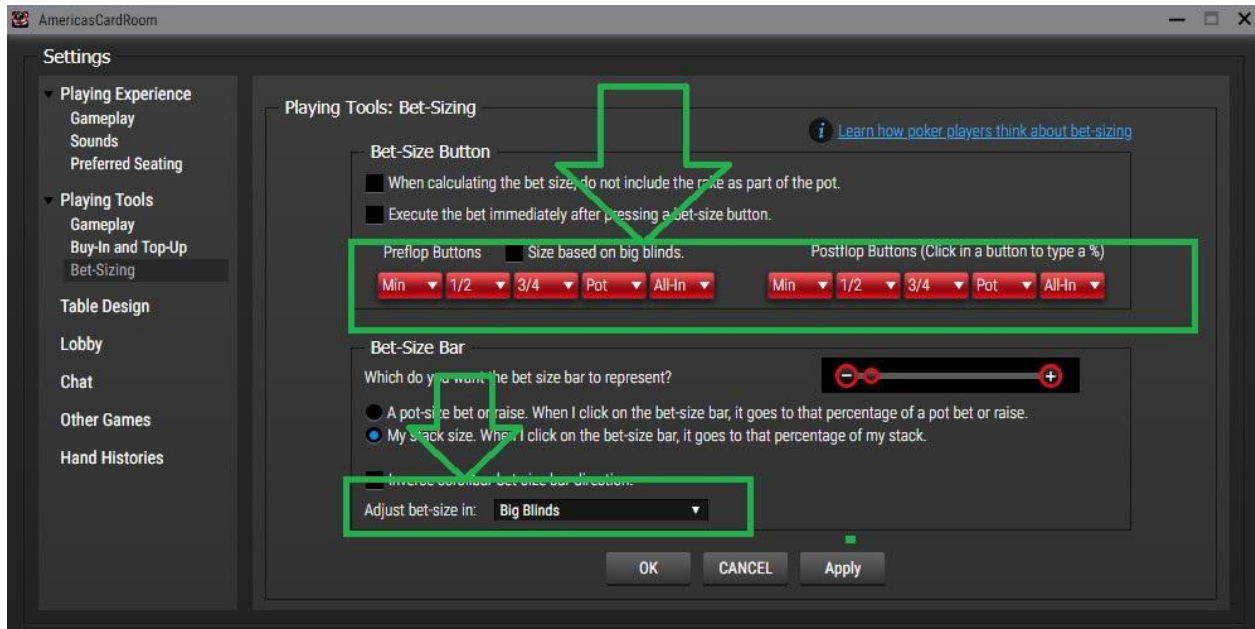
1. Setting up the system before starting the poker room.



Poker Room Settings:







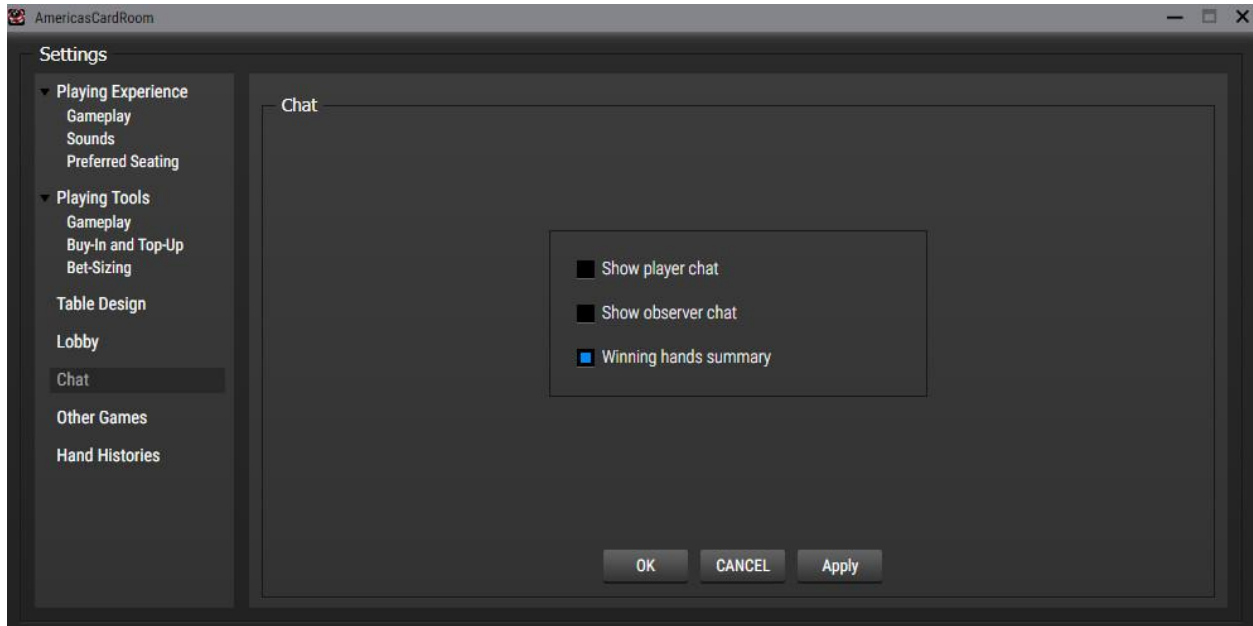


Table:



We recommend this program to maintain the correct table size.

After resizing the table, set this size to the default for all tables. After that, further use of the program is unnecessary.

https://www.mediafire.com/file/b7l4aldfno1903d/Resize934%252C_696_WPN.zip/file

Note: If the poker table does not display correctly, restart robot.

Or run the robot as administrator.