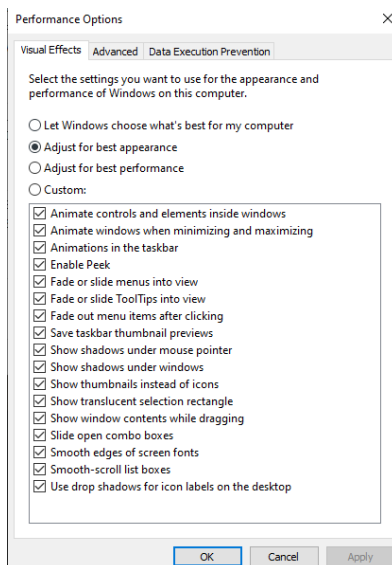


WPN Settings

<input checked="" type="checkbox"/>	NAME	MODIFIED
<input type="checkbox"/>	For browser poker <small>Folders: 0, Files: 2</small>	2020-01-11 21:49:20
<input type="checkbox"/>	If_the_exe_file_does_not_open..PDF <small>Downloads: 853, Size: 114 KB</small>	2018-07-15 17:12:10
<input type="checkbox"/>	InHuman_setup.exe <small>Downloads: 56, Size: 216 MB</small>	2020-05-20 0:48:53 Robot version
<input type="checkbox"/>	It_s_important_not_to_get_banned..PDF <small>Downloads: 500, Size: 93 KB</small>	2019-07-17 12:14:12
<input type="checkbox"/>	RenameTool.zip <small>Downloads: 142, Size: 671 KB</small>	2020-03-08 17:51:28
<input type="checkbox"/>	scraper.zip <small>Downloads: 31, Size: 35 MB</small>	2020-05-14 10:42:07

1. Setting up the system before starting the poker room.



2. Before starting the poker room, replace these files.
After updating the poker room, you must repeat this operation.

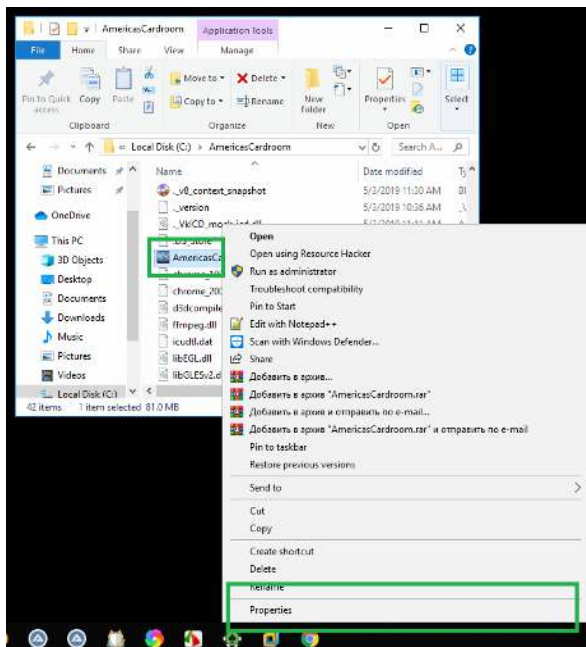
3. Archive with files:

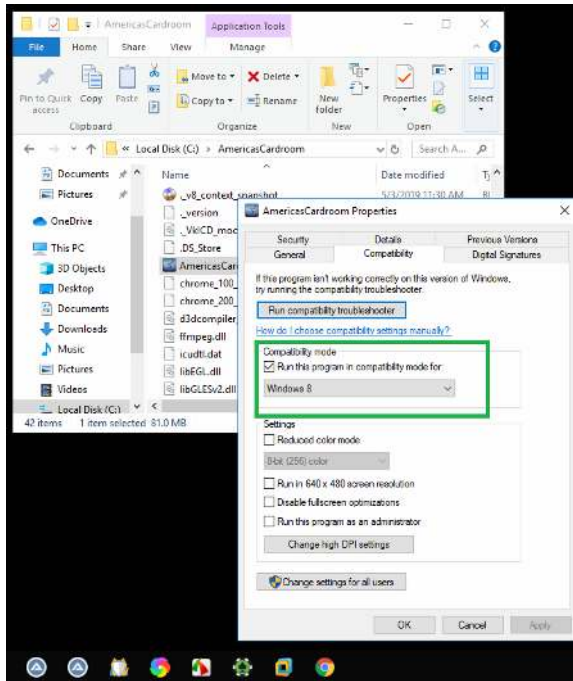
<https://drive.google.com/open?id=1RqfzbAdaH1cOuZYp1Ji1EpJr3lqZHBqo>

4. Here is a video on how to do this.

<https://youtu.be/2407qGBMzUE>

Poker Room Settings:







General

Themes

Sounds

Buy In / Top Up

Preferred Seat

Chat Options

- Show player chat
- Show dealer chat
- Show observer chat
- Winning hands summary

Game Options

- Show animations
- Auto-switch between tables
- Auto-engage time bank
- Pop up main lobby on close table
- Enable first table backgrounds
- Enable hotkeys for buttons
- Show avatars
- Show hand hints
- Show chips as # of big blinds
- Highlight your avatar on turn to act

Other Options

- Show rake race points at the end of a hand
- Enable spin to get in
- Enable double or nothing
- Enable live dealer and slots buttons
- Enable dark lobby

Reset

OK

CANCEL

Apply





- General
- Themes
- Sounds
- Buy In / Top Up
- Preferred Seat**

Preferred Seat

Use the settings below to configure where you want to sit at different tables. To choose your preferred seat, please select table size, then the seat you prefer to sit in. The table will then rotate to your preferred position every time you sit down.

- 2 Handed - Default
- 3 Handed - Seat 1
- 6 Handed - Seat 1
- 8 Handed - Seat 1
- 9 Handed - Seat 1



- Reset
- OK
- CANCEL
- Apply



- General
- Themes
- Sounds
- Buy In / Top Up
- Preferred Seat**

Preferred Seat

Use the settings below to configure where you want to sit at different tables. To choose your preferred seat, please select table size, then the seat you prefer to sit in. The table will then rotate to your preferred position every time you sit down.

- 2 Handed - Default
- 3 Handed - Seat 1
- 6 Handed - Seat 1
- 8 Handed - Seat 1
- 9 Handed - Seat 1



- Reset
- OK
- CANCEL
- Apply



- General
- Themes
- Sounds
- Buy In / Top Up
- Preferred Seat**

Preferred Seat

Use the settings below to configure where you want to sit at different tables. To choose your preferred seat, please select table size, then the seat you prefer to sit in. The table will then rotate to your preferred position every time you sit down.

- 2 Handed - Default
- 3 Handed - Seat 1
- 6 Handed - Seat 1
- 8 Handed - Seat 1
- 9 Handed - Seat 1**



- Reset
- OK
- CANCEL
- Apply

AmericasCardRoom



General Themes Sounds

Buy In / Top Up Preferred Seat


Preferred Seat

Use the settings below to configure where you want to sit at different tables. To choose your preferred seat, please select table size, then the seat you prefer to sit in. The table will then rotate to your preferred position every time you sit down.

2 Handed - Default

3 Handed - Seat 1 6 Handed - Seat 1

8 Handed - Seat 1 9 Handed - Seat 1

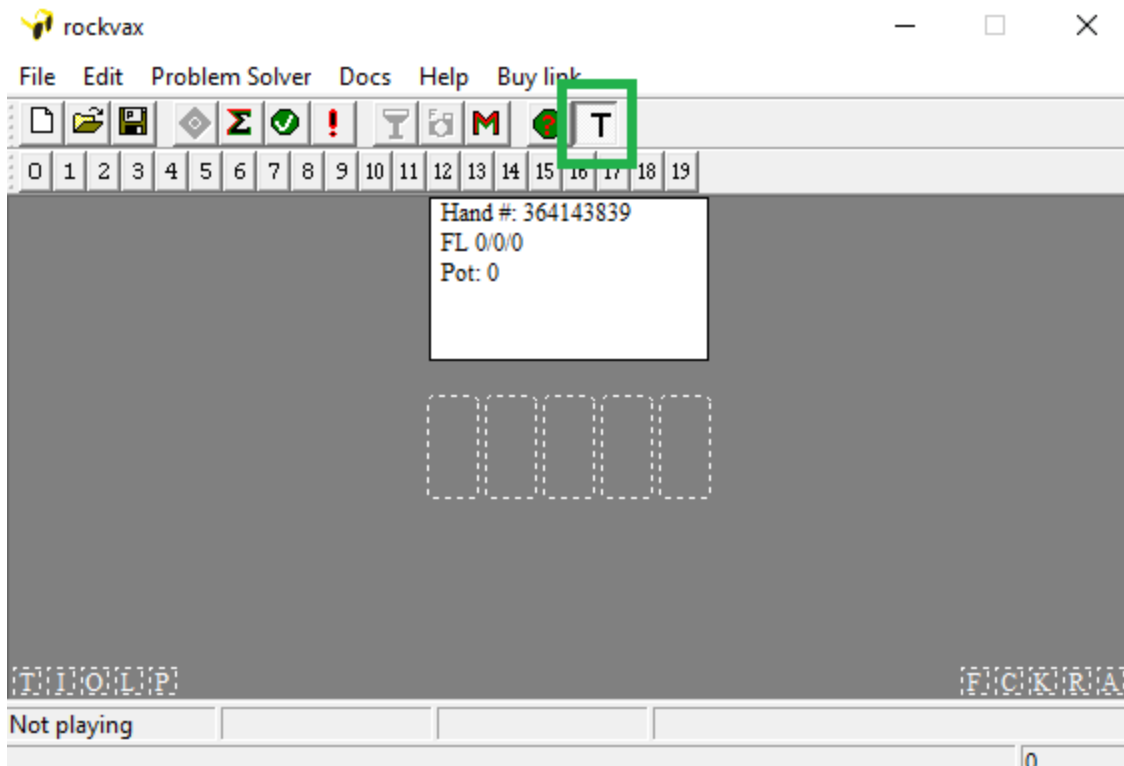


Reset

OK CANCEL Apply

For jackpot poker press button

T.



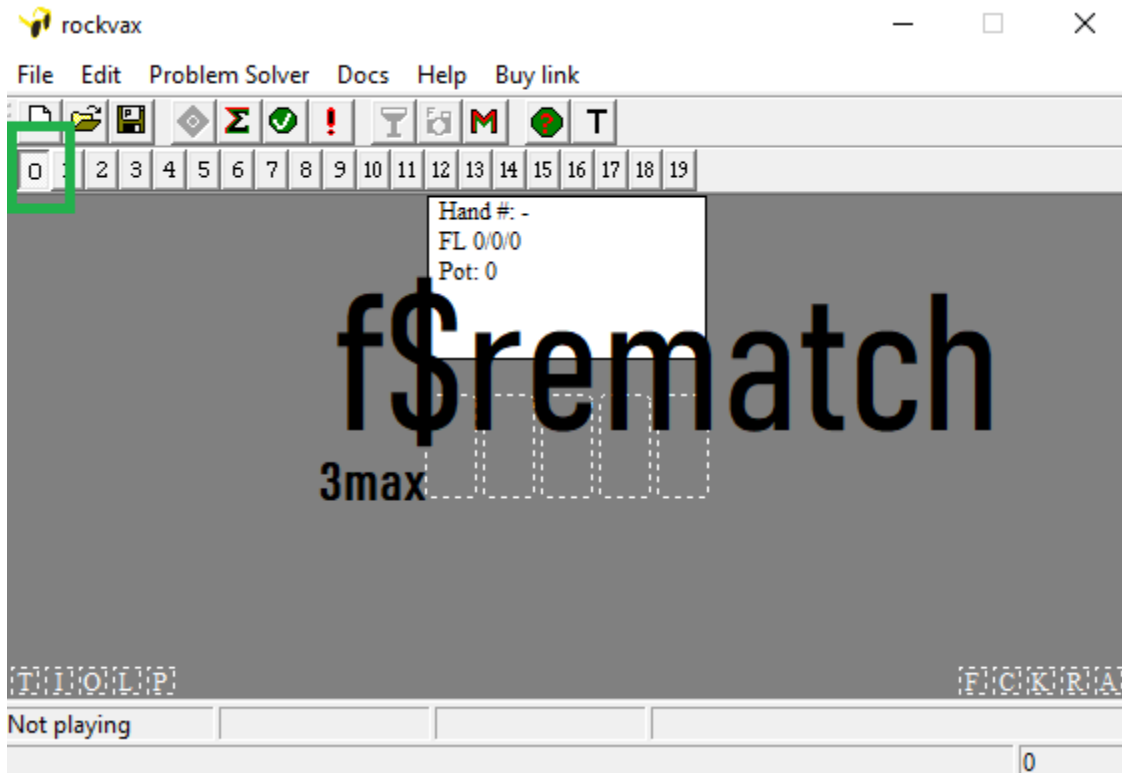


Table:



