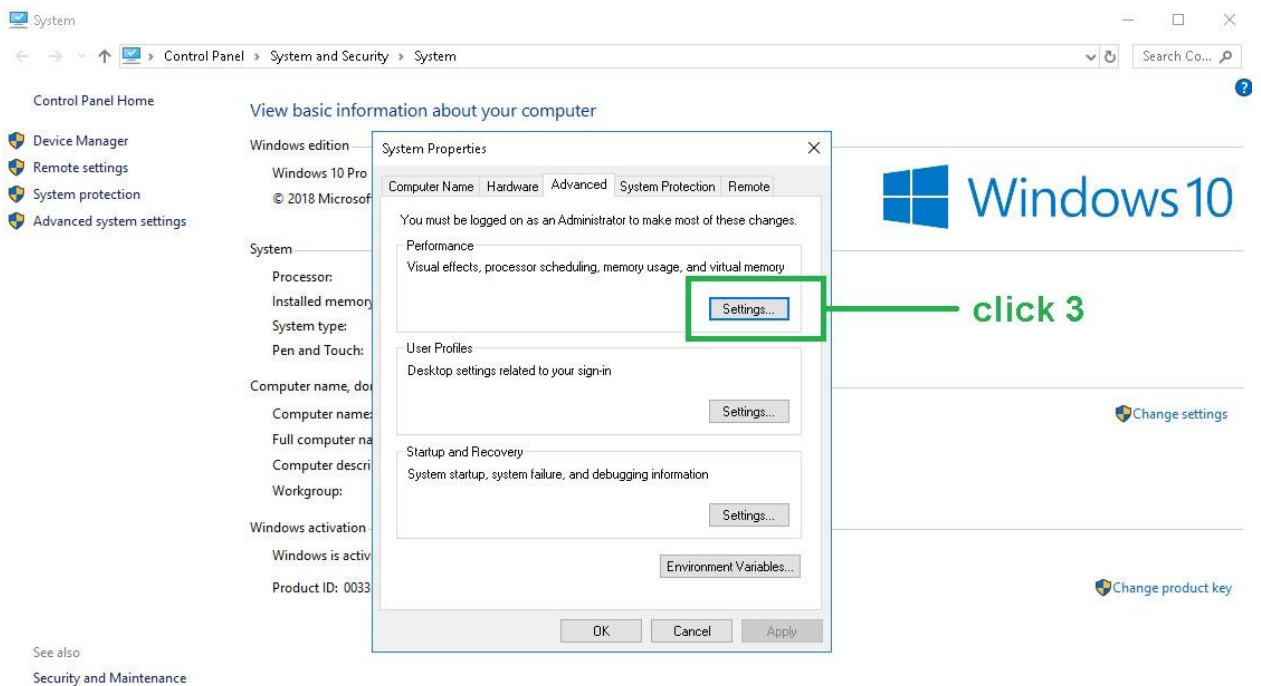
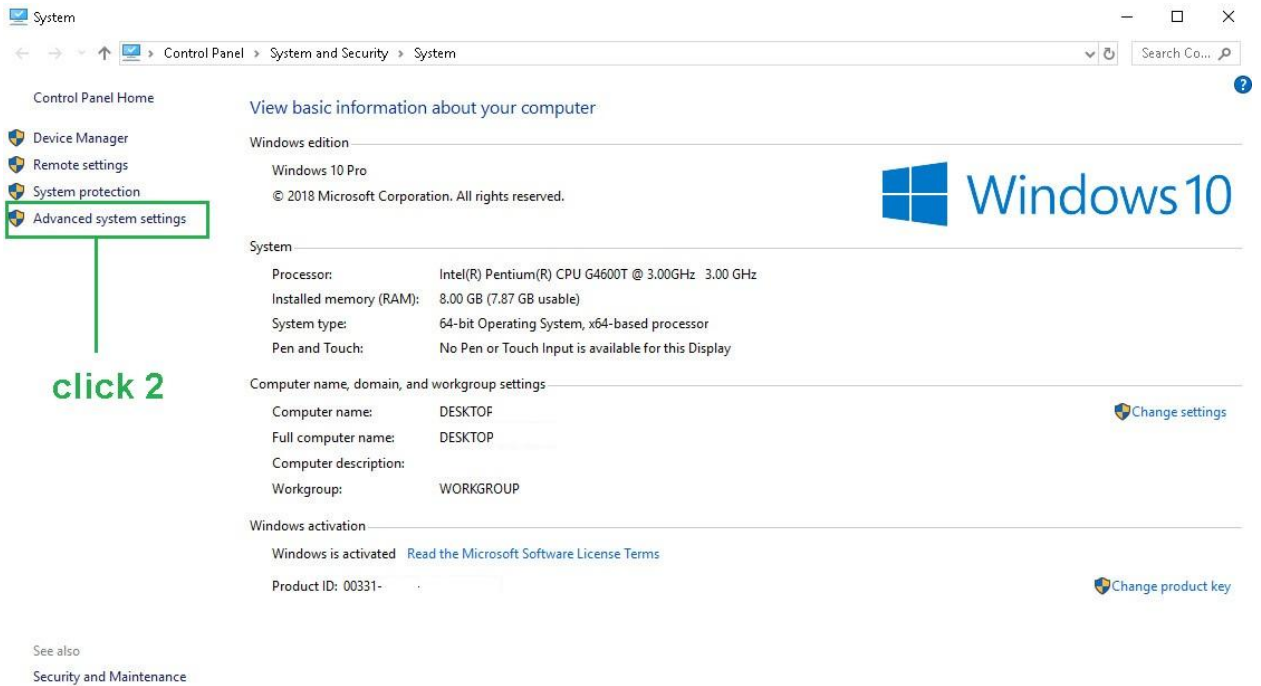
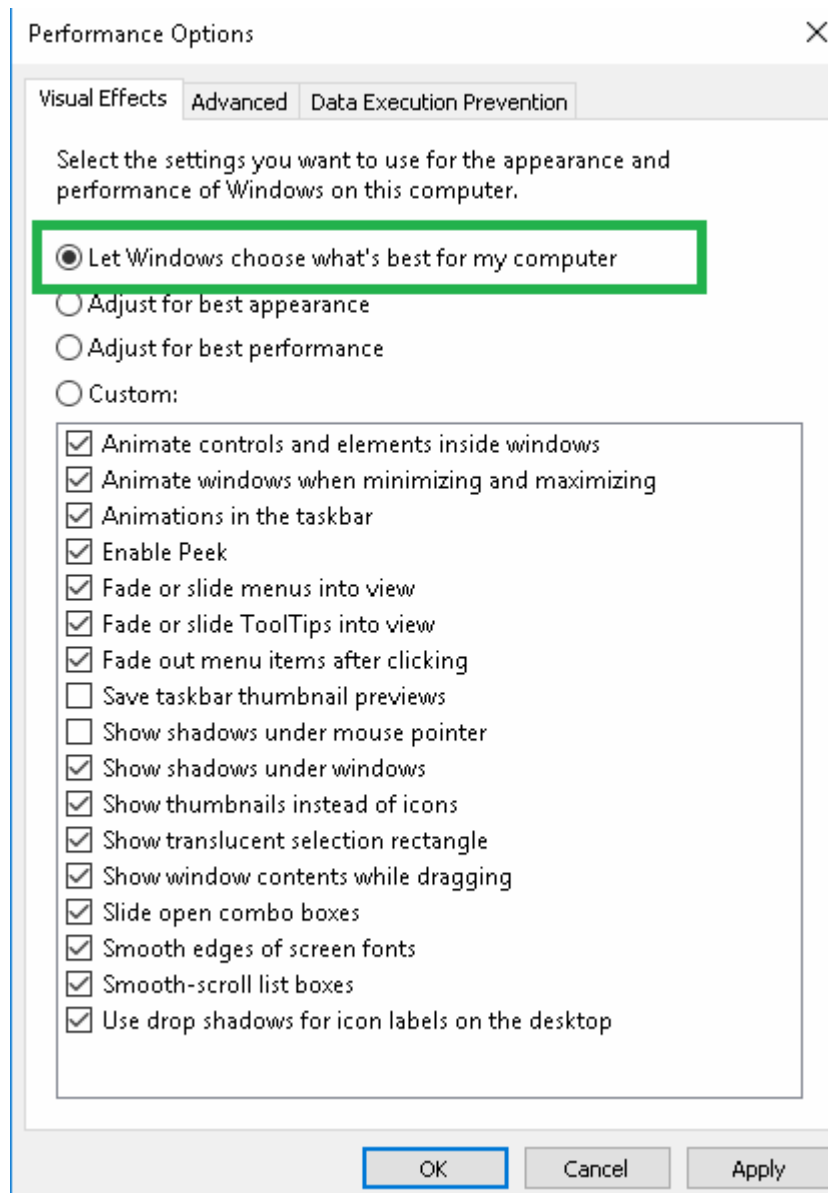


# PokerStars

For security, the system settings are different.





All by default

It is necessary to replace only the table buttons and the final table. Choose a theme Classic.

**Settings**

- Overview
- Account Details
- ▶ Global
- ▶ Lobby
- ▶ Table Appearance
- ▼ **Gameplay**
  - Show / Muck Hands
  - Bet Slider**
  - Run It Twice
  - Player Notes
  - Hotkeys
  - Multi-Tabling
  - Advanced
- ▶ Buy-In / Rebuy
- ▶ Playing History
- ▶ Layouts
- Leader Boards

### Gameplay - Bet Slider

Adjust bet size with the Big Blind  
 Adjust bet size with the Small Blind

**MOUSE OPTIONS**

Jump to Clicked Position  
 Invert Mouse Wheel

**Bet Slider Shortcut Buttons**

Shortcuts are small buttons above the bet slider that allow you to quickly make a bet of a predefined amount.

	Pre-flop		Post-flop
Button 1	Big Blind	3	2/3 Pot
Button 2	Big Blind	2.5	3/4 Pot
Button 3	Pot		Pot
Button 4	Max		Max

- The Deal
- My Stars
- Challeng...
- Leader Boards
- Settings**
- Tools
- Help
- More

**Settings**

- Overview
- Account Details
- ▶ Global
- ▶ Lobby
- ▼ **Table Appearance**
  - Themes
  - Table Display**
  - Cards
  - Animation
  - Chat
  - Preferred Seat
  - Announcements
- ▼ **Gameplay**
  - Show / Muck Hands
  - Bet Slider
  - Run It Twice
  - Player Notes
  - Hotkeys
  - Multi-Tabling
  - Advanced
- ▼ Buy-In / Rebuy
  - Auto Buy-In (Cash Games)

### Table Appearance - Table Display

Display Fold and Watch (Zoom)

Highlight Active Player

Show Final Table Background

Show Time Left to Act

Display Bet Amounts

Show Observer Count

- The Deal
- My Stars
- Challeng...
- Leader Boards
- Settings**
- Tools
- Help
- More

**\$30 FREE PLAY**

Deposit \$20 with code THIRTY and play for free. [Deposit now](#)

**\$30 FREE PLAY**

**Settings**

- Overview
- Account Details
- ▶ Global
- ▶ Lobby
- ▼ **Table Appearance**
  - Themes
  - Table Display
  - Cards
  - Animation
  - Chat
  - Preferred Seat
  - Announcements
- ▶ Gameplay
- ▶ Buy-In / Rebuy
- ▶ Playing History
- ▶ Layouts
- Leader Boards


### Table Appearance - Preferred Seat

Always Auto-Center me

Your preferred seat position is shown for each of our max-player table sizes. Click on any seat to change your preferred seat position for that table size.




10 Player Table




9 Player Table




8 Player Table



7 Player Table



6 Player Table




5 Player Table



4 Player Table



3 Player Table



Heads-Up Table

OK
Cancel
Apply Changes

**Table Themes**


Change the way your tables look. Choose theme, felt color, background and deck.

**Theme**


Classic

**Felt Color**

**Background**



**Front Deck**



**Back Deck**




**Apply to**

All Tables

**Global Settings**

4 Color Deck

**Table Preview**



OK
Cancel
Apply



Table:

